

America's #1 Selling Storm Door

Find a Dealer in your area: City, State or ZIP

Storm Doors **Storm Windows** **Retractable Screens** **The Larson Experience** **Customer Support**

Our Product Line

- [Full-View](#) [Ventilating](#)
- [Screen Away](#) [Security](#)

How to Buy

- [Measuring](#)
- [Curb Appeal](#)

How to Install


- [Instructions](#)
- [Troubleshooting](#)

Caring for Your Door

- [Caring For Your Door](#)

Request a Brochure

- [Register your Door](#)



TURN OFF HOTSPOTS

[< Back to Screen Away Storm Doors](#)

Model 346-60

Available Colors: (click to change)



Standard Sizes:

- 32 x 81
- 36 x 81

Custom Sizes Available:



30" to 40" x 78" to 86"

* [French Door Kit](#) available

Lifetime WARRANTY

Limited Lifetime Warranty
Screen Away Modes


Installation Manual
[Left hinge](#) | [Right hinge](#)

[Installation Video](#) | [Order Parts](#)



Ventilation

Screen Away retractable screen disappears into hidden cassette at the top of the door.



Durability

1 7/8" thick aluminum frame with maintenance-free finish

FAQ (before you buy...)

- [How does the screen "disappear"?](#)
- [Can I set the ventilating position?](#)
- [Over time, will the screen wear out?](#)
- [Can the screen be replaced?](#)
- [Who can install the door?](#)
- [Does this door come with screw cover caps?](#)
- [Does this door add energy efficiency?](#)
- [Can I get different finishes?](#)

Caring for your door (after you buy...)

- [Can I replace the screen?](#)
- [How do I clean my door?](#)
- [Can I paint my door?](#)
- [How do I maintain my handle finish?](#)

[Read more on caring for your door](#)

MODEL	COLORS	CUSTOM SIZES	VENTILATION	HANDLE	WEATHER SEAL	EXPANDER	THICKNESS/FINISH	CLOSER	SCREW CAP COVERS
 346-60			Screen Away retractable screen disappears into hidden cassette at the top of the door	Electronic Brush Nickel Mortise Lock, eTouch Keyless Entry System matching interior and exterior handle	Overlapping frame extends over door seam to seal out weather and conceal hinges and gaps. Double weatherstripping for superior protection.	Bottom expander adjusts for uneven sills.	1 7/8" thick aluminum frame with maintenance-free finish.	Two-color-matched adjustable speed.	

America's #1 Selling Storm Door

Find a Dealer in your area:

Storm Doors **Storm Windows** **Retractable Screens** **The Larson Experience** **Customer Support**

Our Product Line

- [Full-View](#) [Ventilating](#)
- [Screen Away](#) [Security](#)

How to Buy

- [Measuring](#)
- [Curb Appeal](#)

How to Install


- [Instructions](#)
- [Troubleshooting](#)

Caring for Your Door

- [Caring For Your Door](#)

Request a Brochure

- [Register your Door](#)



TURN OFF HOTSPOTS

[< Back to Full-View Storm Doors](#)

[< Back to Security Storm Doors](#)

Model 349-20
Secure Elegance

Available Colors: (click to change)



Standard Sizes:
32" x 81"
36" x 81"



Limited Lifetime Warranty
Security Models

[Installation Manual](#)
[Left hinge](#) | [Right hinge](#)

[Installation Video](#) | [Order Parts](#)



Ventilation

Factory Strengthened KeepSafe Glass with security shield inner layer and break-in protection



Durability

1-5/8" thick aluminum frame with maintenance-free finish




FAQ (before you buy...)

- [Why is this considered a security door?](#)
- [Is the lock different than standard doors?](#)
- [Does this door add energy efficiency?](#)
- [Does this door come with a screen?](#)
- [Does this door come with screw cover caps?](#)
- [Does this door come with one-way screws?](#)
- [Can I get different finishes?](#)

Caring for your door (after you buy...)

- [How do I clean my door?](#)
- [Can I paint my door?](#)
- [How do I maintain my handle finish?](#)

[Read more on caring for your door](#)

MODEL	COLORS	CUSTOM SIZES	VENTILATION	HANDLE	WEATHER SEAL	EXPANDER	THICKNESS/FINISH	CLOSER	SCREW CAP COVERS
 349-20 Secure Elegance			Factory Strengthened KeepSafe Glass with security shield inner layer and break-in protection	Brass interior and exterior handle with 3 point locking system for enhanced protection	Overlapping frame extends over door seam to seal out weather and conceal hinges and gaps. Double weatherstripping for superior protection	Bottom expander adjusts for uneven sills	1-5/8" thick aluminum frame with maintenance-free finish	Two-color-matched adjustable speed	
			Factory Strengthened KeepSafe Glass with	Brushed nickel interior and exterior handle	Overlapping frame extends over door seam to seal out	Bottom	1-5/8" thick aluminum	Two-color	